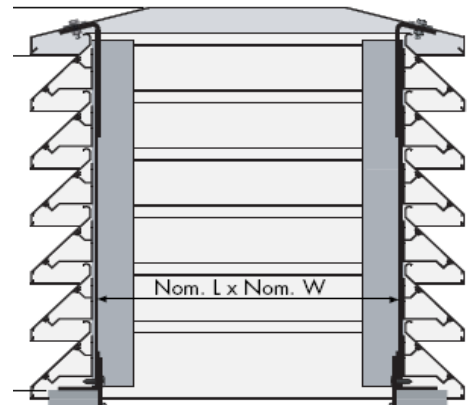


**VEN** tac  
G R O U P



## Penthouse Louvres

**VEN** tac  
air management

**VEN** tac  
noise control

**VEN** tac  
laboratories

# Penthouse Louvres

## WGD WGPB

### Introduction

The Waterloo Penthouse louvre range are made from aluminium, and as with all standard Waterloo louvres have proven to be waterproof in even the most adverse weather conditions.

The WGD is a ready assembled louvre made from a stack of complete frames mitred in the corners. The WGPB is easily assembled from WG louvres connected with corner sections, it is delivered in flat pack sections and is more often preferred for ease of transporting the product on site.

Separator plates are available to allow one louvre to be used for both supply and extract. Blanking plates are also options for boxing splits or controlling draughts.

For the best installation penthouse louvres should be fitted onto a roof stack.

### Product Description

**WGD** Premium penthouse louvre (assembled)

**WGPB** Penthouse louvre (flat pack)

### Features

- Weatherproof
- Separator plates are an option that allow the same louvre to be used for supply and extract.
- 65, 75 and 100mm pitches (100mm is for sheltered locations only)

### Finish

PPM9006 (RAL 9006 Matt Silver)

PPM9010 (RAL 9010 20% Gloss White)

PPG9010 (RAL 9010 Gloss White)

Other colours available on request

### Weight

WGD/WGPB 15.0 kg/m<sup>2</sup>

### Sizes

Nom. L 400 - 2500 mm

Nom. W 400 - 2000 mm

Nom. H 210 - 1485 mm with 75 mm standard pitch

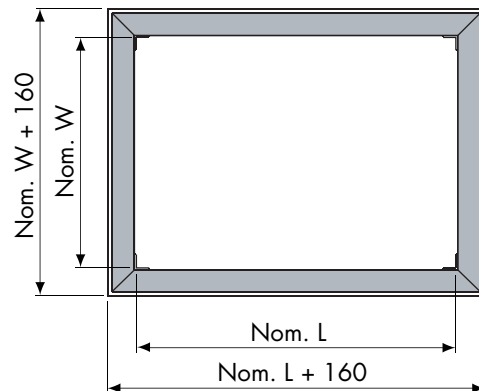
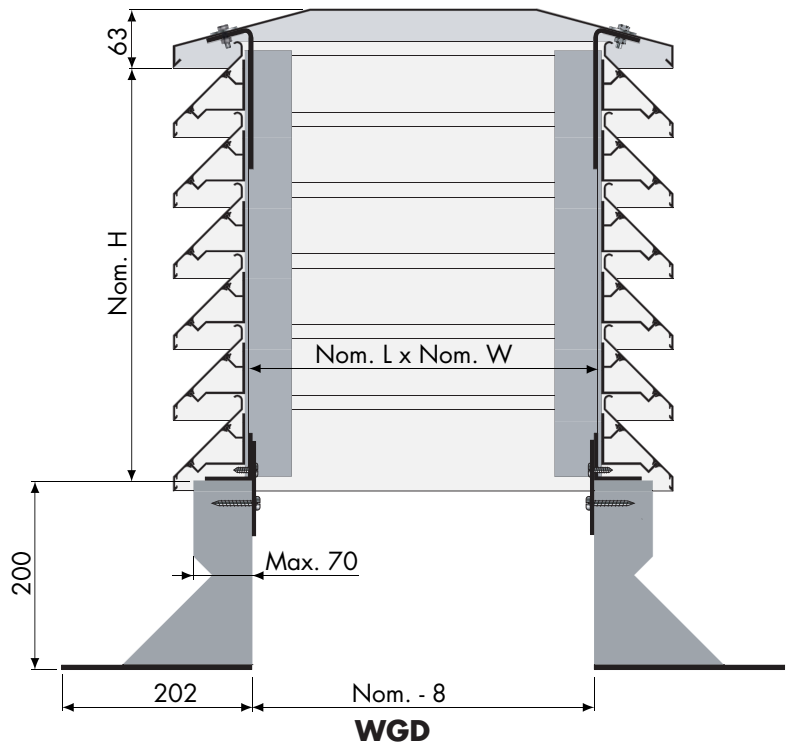
For larger sizes please contact head office

### Fixing

WGD: Comes with fixing strips to attach to a roof stack.

WGPB: Comes with fixing angles of a customer specified length to fix to either a roof stack or the roof construction.

Please contact head office to select an order



### Screen Options

BS Galvanised steel bird screen

IS Aluminium insect screen

Other options available on request

Nom. H	Free Area	Nom. H	Free Area
210	33%	885	43%
285	36%	960	43%
360	38%	1035	43%
435	40%	1110	44%
510	41%	1185	44%
585	41%	1260	44%
660	42%	1335	44%
735	42%	1410	44%
810	43%	1485	44%

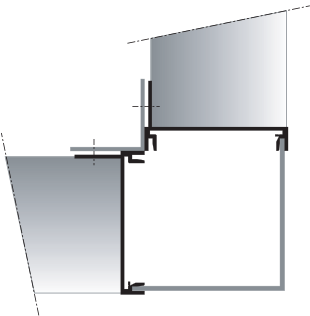
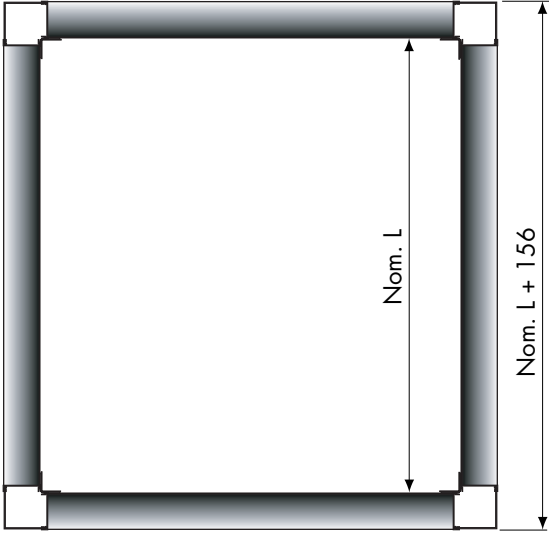
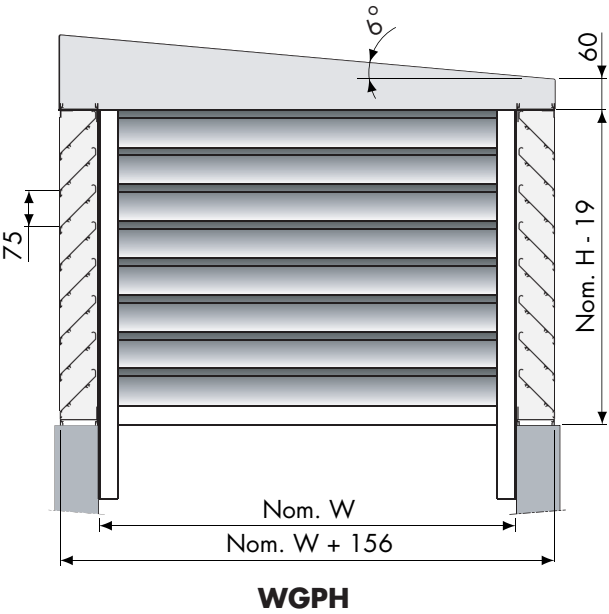
### Order Example

**WGD-1500/800x660/PPM9006**

Louvre Type \_\_\_\_\_  
 Nominal Length \_\_\_\_\_  
 Nominal Width \_\_\_\_\_  
 Nominal Height \_\_\_\_\_  
 Finish \_\_\_\_\_

# Penthouse Louvres

## WGD WGPB



WGPB corner section assembly

### Separator and Blanking Plates

Figure A: Separator plate splitting Nom. L

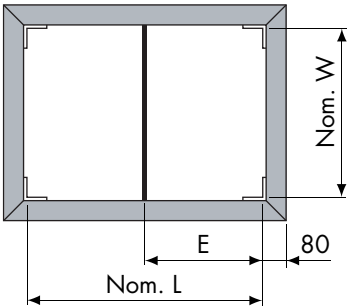


Figure B: Separator plate splitting Nom. W

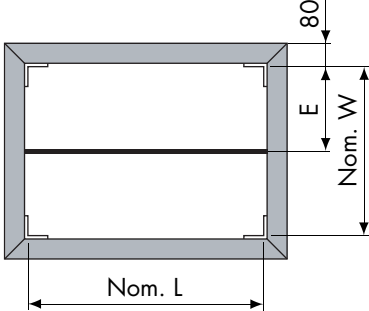


Figure C: Separator plate splitting Nom. L with blanking plates

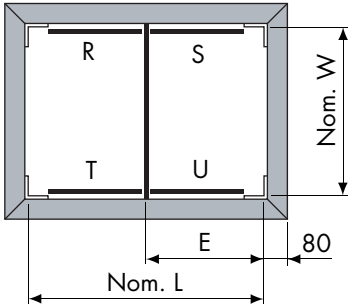
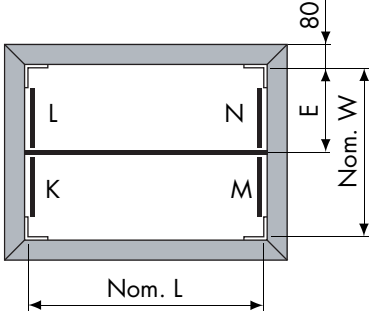



Figure D: Separator plate splitting Nom. W with blanking plates



# VEN tac

G R O U P

[www.ventac.com](http://www.ventac.com)



**Fitzwilliam House, Blessington, Co. Wicklow, Ireland**

**t: 045 851500**

**f: 045 851501**

**e: [sales@ventac.com](mailto:sales@ventac.com)**

**VEN tac**  
air management

**VEN tac**  
noise control

**VEN tac**  
laboratories