


VEN tac
G R O U P



Exhaust Grilles

VEN tac
air management

VEN tac
noise control

VEN tac
laboratories

Exhaust Grilles

3HG 3HJ 3HF GC5 PER

Introduction

The Waterloo 3 Series vane grilles, GC5 eggcrate and PER mesh grilles have been designed to satisfy all exhaust applications in H & V systems. The various cores may be selected to satisfy both engineering and architectural requirements.

The frames are constructed from aluminium extrusions which are mitred and welded or cleated. Cores are constructed from aluminium extrusions supported on integral aluminium tubes; Mesh cores are perforated aluminium sheet.

Product Description

- 3HG** 0° fixed blade grille
- 3HJ** 15° fixed blade grille
- 3HF** 45° fixed blade grille
- GC5** 12.5 x 12.5 x 12.5 eggcrate grille
- GC5(C)** Eggcrate grille (core only)
- PER** Perforated plate grille
- OBSS** Allen key operated opposed blade damper
- ED** Equalising deflector

Finishes

- PPM9006 (RAL 9006 Matt Silver)
- PPM9010 (RAL 9010 20% Gloss White)
- PPG9010 (RAL 9010 Gloss White)
- Other colours or anodised finish available on request
- GC5/(C) Core is mill finished as standard

Weights

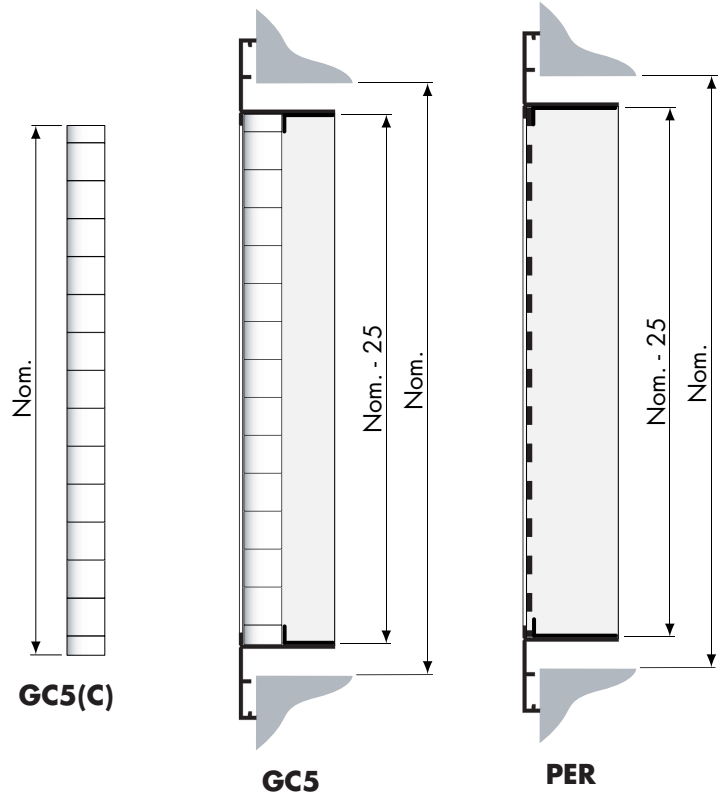
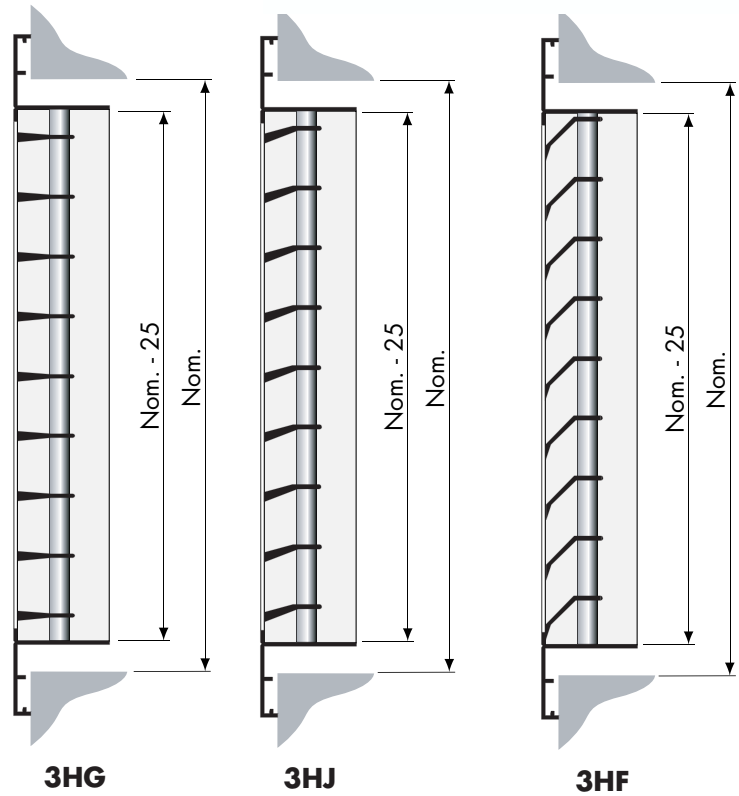
- Series 3 7.0 kg/m² face area
- GC5 5.0 kg/m² face area
- PER 6.0 kg/m² face area
- OBSS/ED 9.5 kg/m² face area

Sizes

- Minimum Size - 100 x 100
- Maximum Size - 1500 x 1200
- (Maximum GC5 1200 x 1200)

Fixing Options

- SF CF CRB VS AFVS
- PFVS RCHS AFHS AFCF RCCF
- BSSBD BSSBP



Order Example

3HG/300x300/PPM9010/R25/SF/OBSS

- Type _____
- Nominal Width _____
- Nominal Height _____
- Finish _____
- Border _____
- Fixing _____
- Options _____

Free Area for Series 3 Grilles


3HG	3HJ	3HF	GC5	PER
84%	84%	54%	91%	51%

Please refer to pages 40-43 for full details of:

- Fixing Options
- Control Options
- Sub Frames
- Sizing Implications
- Border Options

Exhaust Grilles

3HG 3HJ 3HF GC5 PER



Selection Example 400 x 300 Grille Handling 400 l/s

3HJ grille
NC 24 P_s 15

3HJ with open damper
NC 30 P_s 25

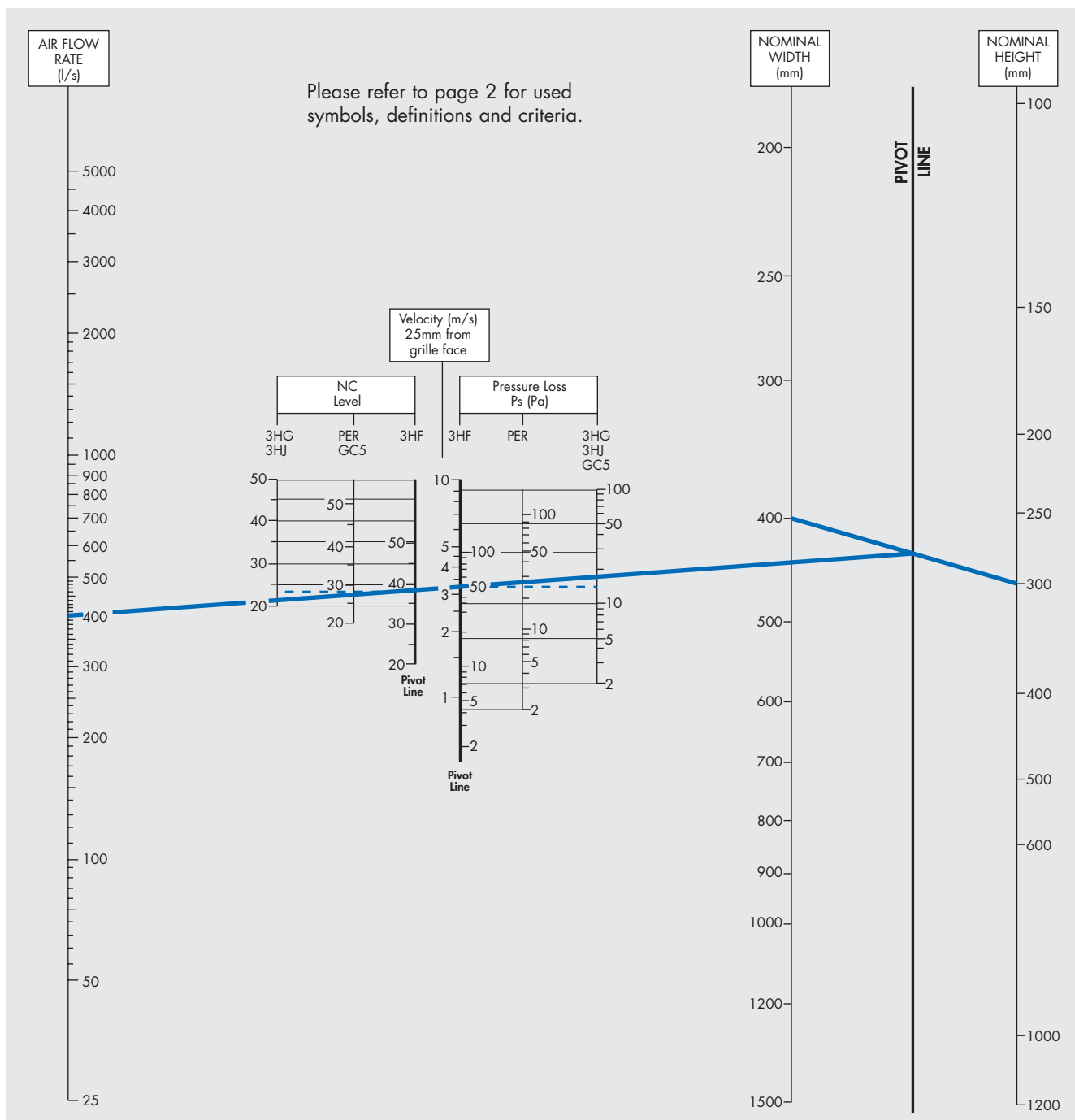
PER grille
NC 28 P_s 25

PER with open damper
NC 34 P_s 42

NR(L_p) and Static Pressure (P_s) Correction Factors for Grilles With an Open Damper

Grille Width	100+	125+	150+	200+	250+	300+	350+	450+	550+	600+	700+	850+	>1000
L _p Addition (C _l)	12	11	10	9	8	7	6	5	5	4	4	4	3
P _s Multiplier (C _p)	2.5	2.4	2.2	2.0	1.9	1.8	1.7	1.6	1.5	1.5	1.4	1.3	1.2


Performance Nomogram



VEN tac

G R O U P

www.ventac.com



Fitzwilliam House, Blessington, Co. Wicklow, Ireland

t: 045 851500

f: 045 851501

e: sales@ventac.com

VEN tac
air management

VEN tac
noise control

VEN tac
laboratories